



ಬೃಹತ್ ಬೆಂಗಳೂರು ಮಹಾನಗರ ಪಾಲಿಕೆ
Bruhat Bengaluru Mahanagara Palike



BBMP COVID-19 WAR ROOM 29.05.2023

BBMP / COVID-19 WAR ROOM / BULLETIN – 1162/ 29.05.2023 / #BBMPfightsCOVID19



OVERVIEW OF COVID-19 IN BENGALURU



CASE TRENDS

ACTIVE CASES

56

Confirmed Cases

12

18,86,697[#]

Recovered Cases

21

18,69,641[#]

Death Cases

0

17,000[#]



HOSPITALIZATION

3

ICU – V

-

ICU

-

HDU

-

General

3

INCLUDES GOVT. QUOTA AND PRIVATE WALK-IN HOSPITALIZATION



VACCINATION

0

2,07,00,615[#]

First Dose

0

96,89,861[#]

Second Dose

0

95,11,662[#]

Precaution Dose

0

14,99,092[#]



TESTING

387

3,24,15,028[#]

Positivity :0.60%

*FOR LAST 7 DAYS

RAT

154

RTPCR

233



TRIAGING

MTU

5

Tele Triage

5



ACTIVE CZs

0

MCZs (< 5 cases)

0

Clusters (> 5 cases)

0

: indicates cumulative numbers till date



ABSTRACT OF COVID-19 SCENARIO IN BENGALURU


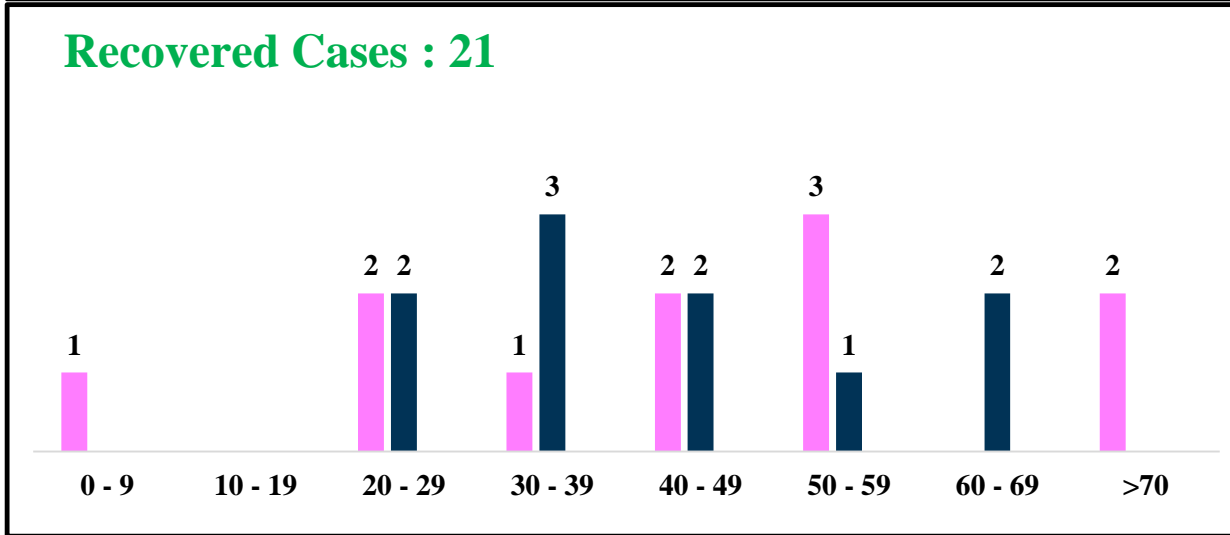
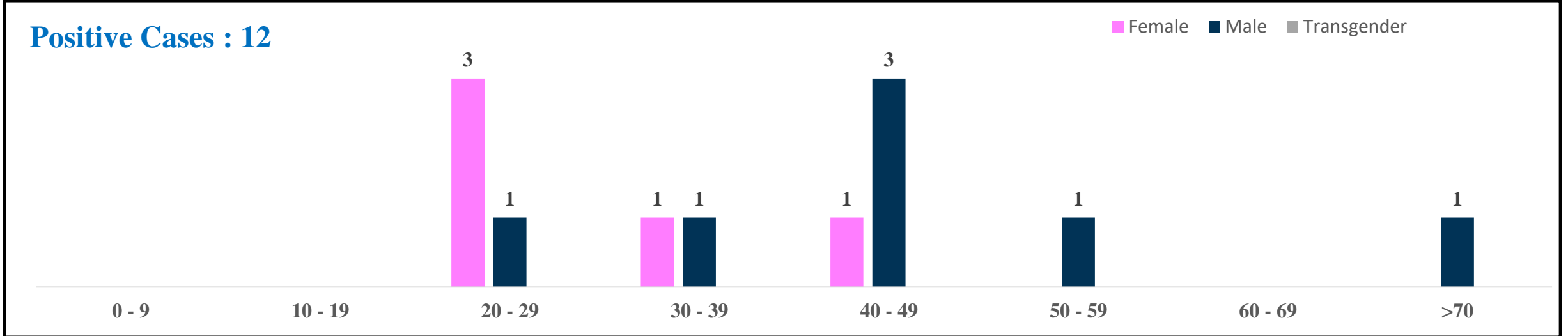


	MALE			FEMALE			TRANSGENDER			TOTAL		
	Last 24 Hours	Last 7 Days	Cumulative	Last 24 Hours	Last 7 Days	Cumulative	Last 24 Hours	Last 7 Days	Cumulative	Last 24 Hours	Last 7 Days	Cumulative
Positive Cases	7	38	11,11,910	5	47	7,74,591	0	0	196	12	85	18,86,697
Recovered Cases	10	56	10,99,544	11	54	7,68,967	0	0	187	21	110	18,69,641
Death Cases	0	0	10,769	0	0	6,227	0	0	4	0	0	17,000
Total Tests Done	In Last 24 hrs. : 387			In last 7 days : 14,205			Cumulative : 3,24,15,028					
983	In Last 24 hrs. : 0			In last 7 days : 71			Cumulative : 2,07,00,615					
ACTIVE CASES									56			

*Covid deaths occurred today : 00 | Covid deaths occurred beyond last 24hrs., reported today : 00

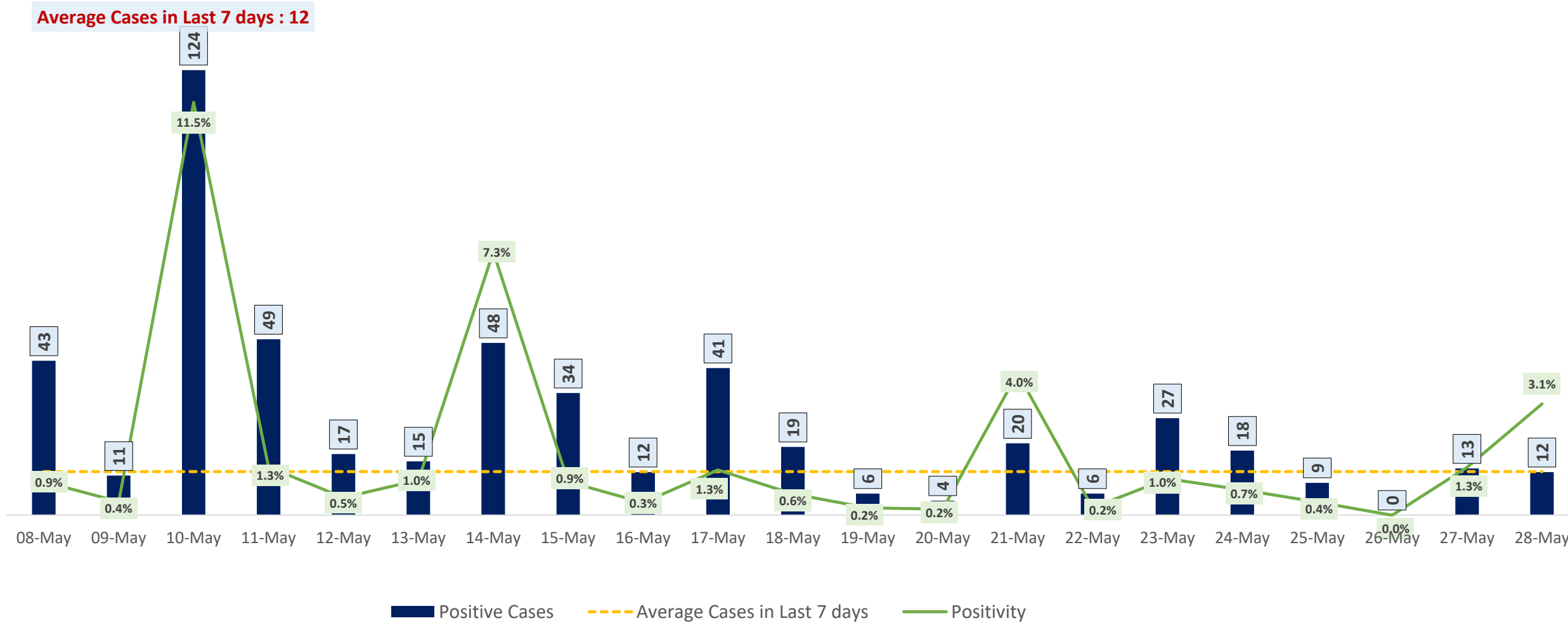


LAST 24 HOURS AGE GROUP AND GENDER WISE DISTRIBUTION





POSITIVITY RATE OF BENGALURU – LAST 21 DAYS

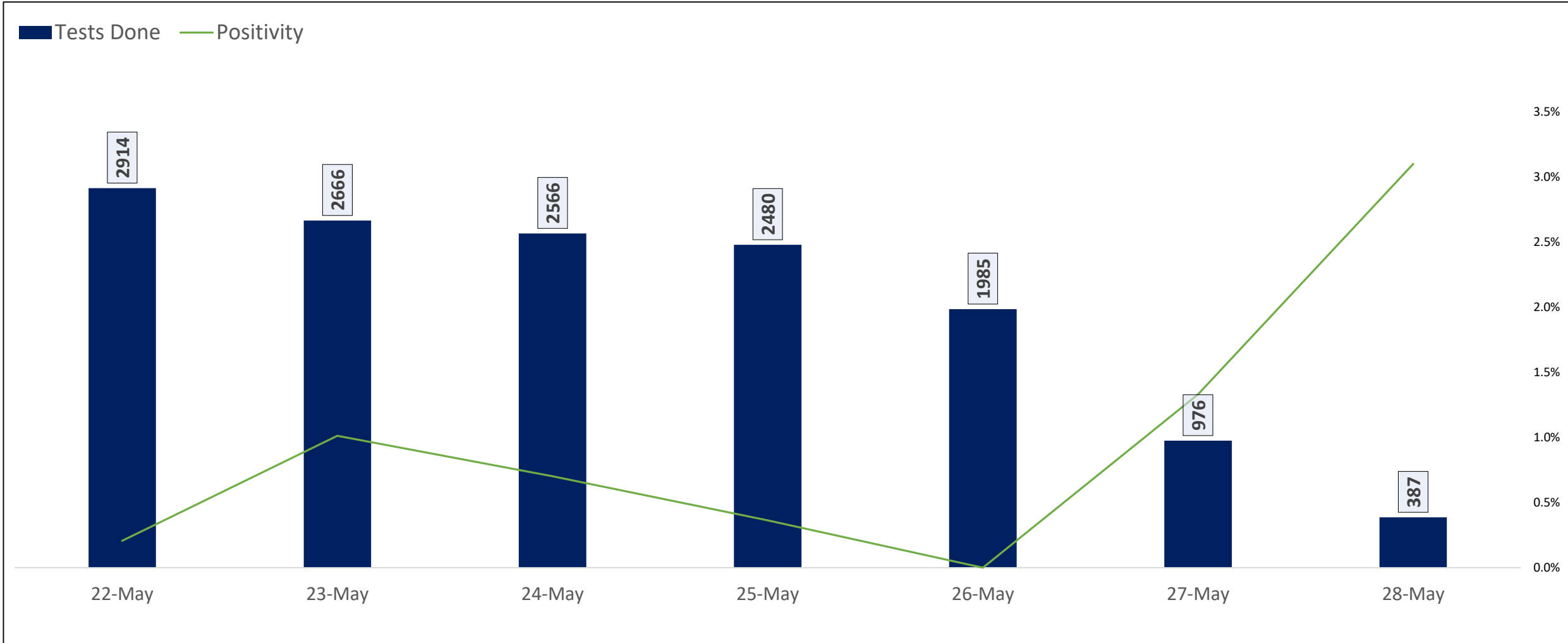




TESTING TRENDS IN BENGALURU

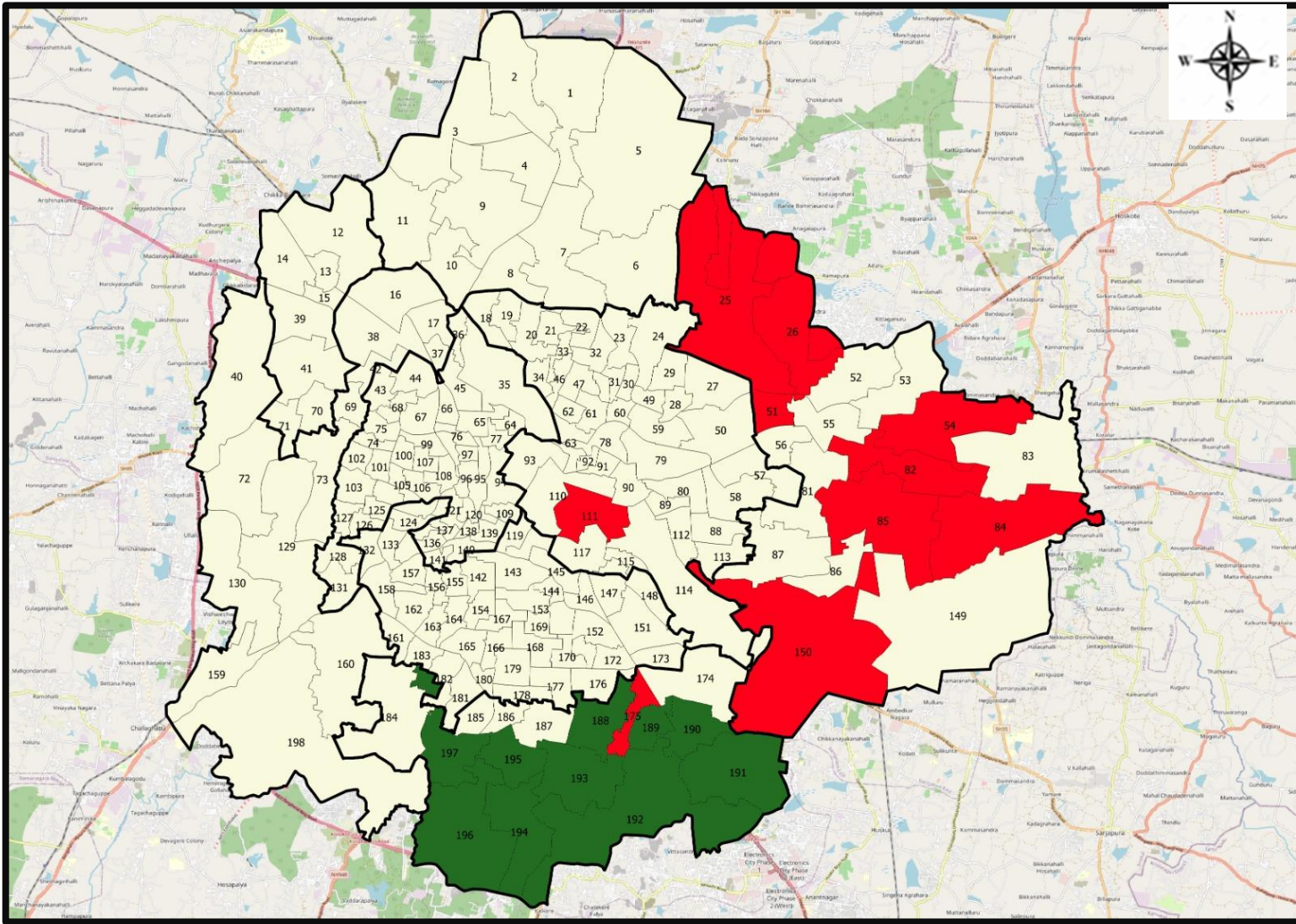


Total Test Conducted Till Date	Test Conducted Last 24 hours	Last 7 Days Average
3,24,15,028	387	2,029





BENGALURU URBAN MAP SHOWING TREND OF POSITIVE CASES IN LAST 7 DAYS



Top 10 wards reporting highest number of positive cases in last 10 days

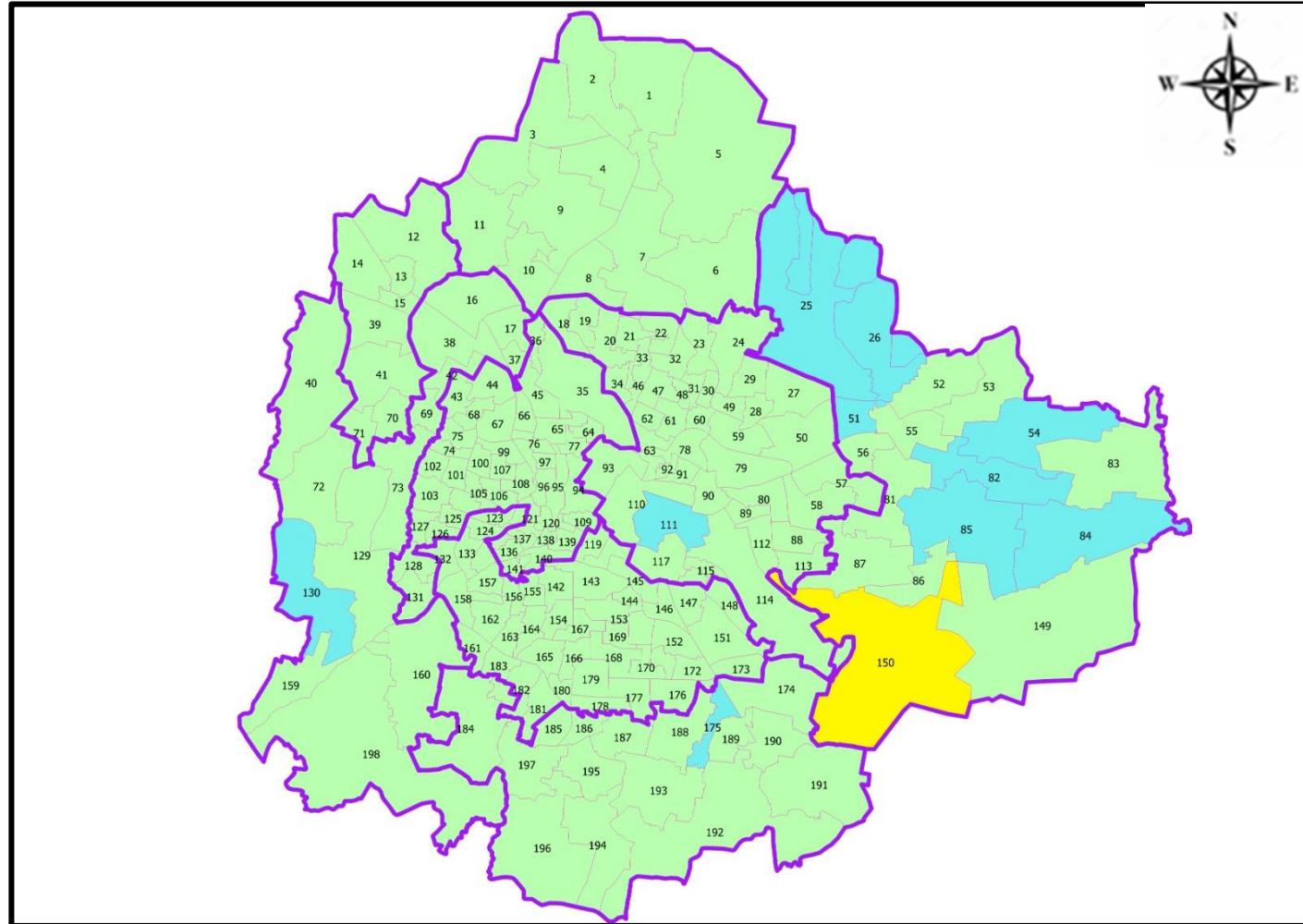
Ward No.	Ward Name	Daily Cases Average
150	Bellanduru	1
54	Hudi	1
82	Garudachar Palya	1
84	Hagadur	1
175	Bommanahalli	1
25	Horamavu	1
26	Ramamurthy Nagar	1
51	Vijnanapura	1
85	Dodda Nekkundi	1
111	Shantala Nagar	1







Top 10 wards reporting least number of positive cases in last 7 days

Ward No.	Ward Name	Daily Cases Average
197	Vasanthpura	0
196	Anjanapura	0
195	Konanakunte	0
194	Gottigere	0
193	Arakere	0
192	Begur	0
191	Singasandra	0
190	Mangammanapalya	0
189	Hongasandra	0
188	Bilekhali	0



BENGALURU MAP SHOWING INTENSITY OF POSITIVE CASES IN LAST 7 DAYS



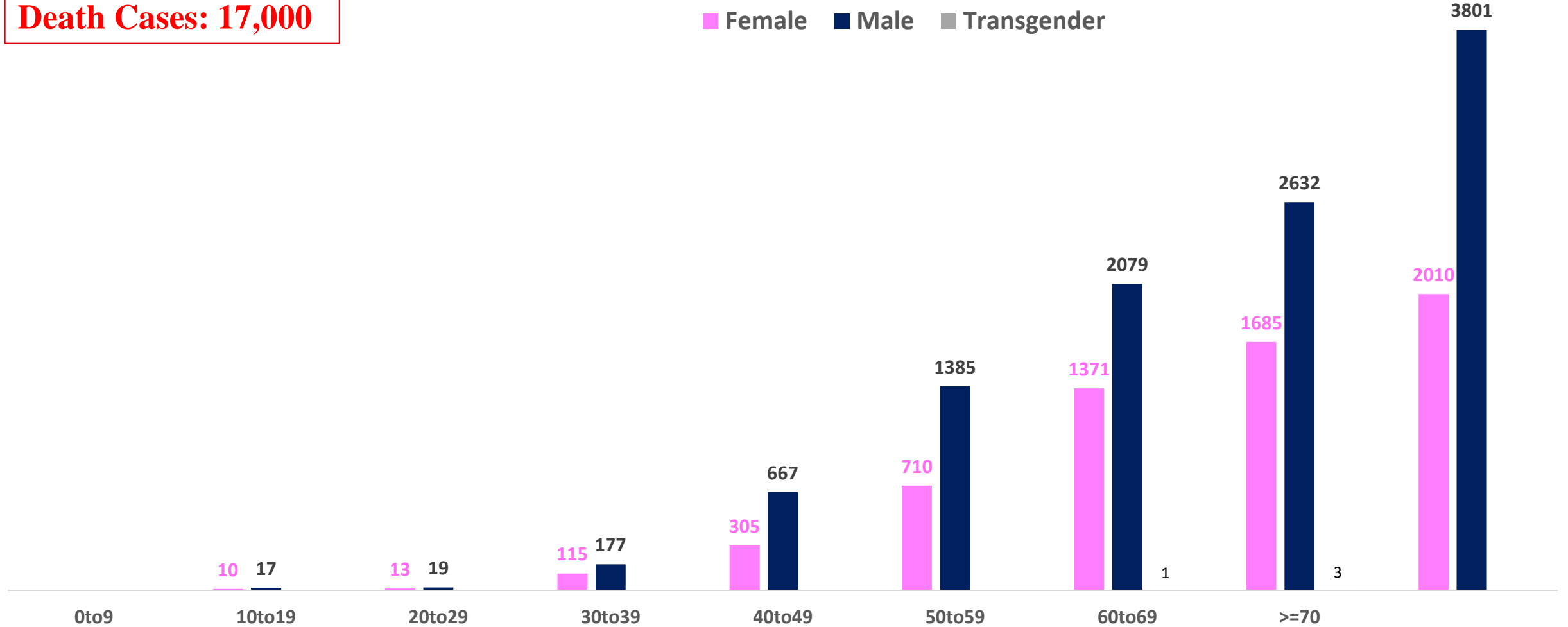
-  Level 1 : 0 to 1 Cases
-  Level 2 : 1 to 3 Cases
-  Level 3 : 3 to 5 Cases
-  Level 4 : 5 to 10 Cases
-  Level 5 : More than 10 Cases
-  Zone Boundaries



AGE AND GENDER WISE DISTRIBUTION OF DEATH CASES



Death Cases: 17,000





SNAPSHOT OF COVID-19 CASES IN BENGALURU URBAN



**Total Wards With
< = 1 Cases* :
170**

**Tests Conducted
on 28.05.2023:
387**

**Recovery
Rate*:
99.10%**

**Total
Active Cases :
56**

**Total Vaccinated
on 28.05.2023:
0**

**Positivity
Rate* :
0.60%**

**Active
Rate*:
0.00%**

**Case
Fatality Rate* :
0.00%**





*Total positive cases In the past 7 days

*CFR and positivity is for Past 7 days



ಬೃಹತ್ ಬೆಂಗಳೂರು ಮಹಾನಗರ ಪಾಲಿಕೆ
Bruhat Bengaluru Mahanagara Palike



Download BBMP Bulletin	https://apps.bbmpgov.in/covid19/mediabulletin.php
To register for vaccination :	https://selfregistration.cowin.gov.in/
BBMP COVID19 Dashboard:	https://apps.bbmpgov.in/covid19/
Follow us on:	 www.facebook.com/bbmp.comm1/
	 twitter.com/BBMPCOMM
	  BBMPSplHealth

Issued by:

Honorable Chief Commissioner, BBMP
Special Commissioner Health, BBMP
MD, Bengaluru Smart City Limited

THANK YOU !

